



The Capral Mk10 Awning Window



Awning windows have the option to look either retro or modern due to their ability to have a splayed or a square looking sash. Awning windows are high performing, from both a thermal and acoustic perspective, due to a true full perimeter seal around the sash. They can be single or double glazed and available with keyed lock options.




The Mk10 Awning Window


The Mk10 Awning Window combines the strength and substance of a 55mm aluminium frame system with slimline mullion and transom profiles for maximised glass areas. Optional double glazing and the choice of either a flat face or period style sash allows the window to cater to a range of architectural styles and thermal performance requirements. Other features such as a hook hinge system, neatly integrated insect screening and the choice of standard or lockable winder options result in a sturdy and versatile residential window solution.

Features and Benefits:

- Modern and period sash profile options
- Single and double glazing options
- Lockable hardware options
- Integrated insect and security screening options
- Colonial Bar available
- Commercial 101.6mm frame option

Finishes Available:

-  Powder coated range
-  Anodised Aluminium
-  Woodgrain



Maximum Recommended Sash Sizes

Height	1800mm
Width	1200mm
Weight	50kg

Frame Dimensions (Depth)

Standard	55.5mm
Commercial	101.6mm

Maximum Product Performance

SLS (Pa)	1500
ULS (Pa)	2250
WATER (Pa)	450

Glazing Details

Single Glazed	3mm - 6mm
Double Glazed	12mm & 16mm

Maximum Acoustic Rating

Rw	31
C;CTR	-1;-2

Compatible with

Mk7 Sliding Window
Mk5 Sliding Door
AGS Commercial Range



CAPRAL
ALUMINIUM

1800 ALUMINIUM (258 646)

www.capral.com.au

Capral Limited ABN 78 004 213 692 | October 2016